

ICICI Bank User Manual

Below are the attached beneficiary details and step by step process:

Beneficiary Bank Details

Beneficiary Details	
Name	ViewTrade International IFSC Private Limited
Nick Name	VTIIFSC
Address	301B, Brigade International Financial Centre, Gandhinagar - 382050, Gujarat
State	Gujarat
City	Gandhinagar
Pin code/Zip Code/P.O.Box No.	382050
Country	India
Beneficiary Bank Account Details	
Currency	Will always be USD
Name of Beneficiary Bank	RBL
Beneficiary Bank's SWIFT code	RATNINB2XXX
Address of Beneficiary Bank	7th Floor, Hiranandani Signature Building, GIFT SEZ, Gandhinagar – 382050
Mobile number	8460158955
Account Number	409002329483
Bank's Routing Number/ABA	026005092
Confirm Account Number	409002329483
Purpose code of remittance	S0001 (Indian Portfolio investment abroad – in equity shares)
Purpose Of Remittance	will always be EQUITY

Remarks	Trading account number (Mandatory)
Intermediary Bank Details (Mandatory)	
Name	Wells Fargo Bank
SWIFT Code	PNBPUS3NNYC
Account Number	2000294891609
Address of Intermediary Bank	New York, United States

Step 1: Login to the ICICI Net banking:

URL: <https://www.icicibank.com/>

ICICI Bank

ICICI Bank Home | About Us | Customer Care | Find ATM/Branch | Mobile Banking

PERSONAL + NRI BUSINESS + CORPORATE GIFT CITY

Now accessing Internet Banking is faster than you think!
To log in, just scan the QR Code using iMobile.

Login to Internet Banking

User ID

[Get User ID](#)

OR

[Login with QR Code](#)

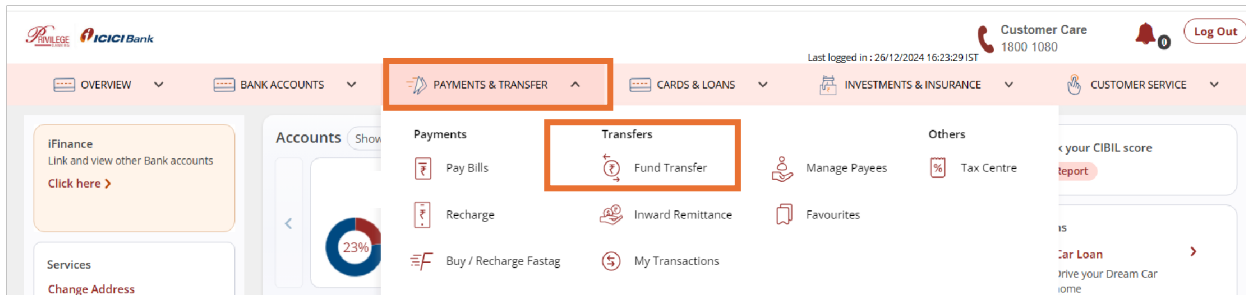
Important Notices

- 1) Introducing, the new toll-free number to call our Personal Banking Customer Care and avail our banking services : 1800 1080
- 2) An additional feature of "CAPTCHA" has been introduced for ICICI Bank's Internet Banking login, to ensure a safer banking experience.
- 3) If you are using an old version of Internet Explorer, please update to the latest version immediately, to enjoy a seamless banking experience.

DID YOU KNOW

- Experience the all new Bill Pay! Over 18,000+ Billers to pay from. Simply choose your Biller and pay Bill in few clicks.
- Have a dream to fulfil or a goal to achieve? Get the funds you need with an ICICI Bank Instant Personal Loan.

Step 2: Under the “Payments and Transfer” tab, select “Fund Transfer”.



Step 3: Select “Overseas” transfer and click to “Send Money now”

OVERVIEW

BANK ACCOUNTS

PAYMENTS & TRANSFER

CARDS & LOANS

INVESTMENTS & INSURANCE

CUSTOMER SERVICE

SIMRIT BEDI

PERSONAL DETAILS

GENERATE CARD PIN

Last visited 26/12/2024 16:23:29 IST

Fund Transfer

Transaction Status

Initiate Funds Transfer

Money to World

Quick Fund Transfer

Generate/Retrieve MMID

Manage Payees

Personalize Transaction Limits

Pay Bills

Inward Remittance

Recharge

Buy / Recharge Fastag

Tax Centre

My Transactions

Manage Payees

Favourites

How to do International Fund Transfer?

Watch iPlay demo

My Payees

Own Accounts & Pockets

Mobile (via MMID)

Overseas Transfer

Request Money from Overseas

ICICI Bank Money2World brings to you the following benefits:

Confirmed exchange rates

Online tracking of your money

One time beneficiary registration

Simple transaction steps

Send Money abroad in three steps:

Add your beneficiary's Bank Account

Fund the transfer from your Bank Account


Specify the amount to initiate transfer

Go ahead, experience the ease of transferring money abroad with ICICI Bank Overseas Account


SEND MONEY NOW

For any queries, please feel free to contact us at [Customer care](#).


Step 4: “Add receiver” when transferring funds for the first time. If the receiver is already added, click to **“Send Money”**





Step 5: Select the **broking company** option and click next


HomeTransactionsReceiversFAQs


[<](#) How would you categorize this receiver?

My Bank Account

Friend, Family and Other Individual


Broking Company

University

Organization

NEXT

Step 6: Add the beneficiary banking details, refer Page 1 for the details:

[Home](#)[Transactions](#)[Receivers](#)[FAQs](#)

[←](#) **Share receiver's bank account details**

Don't worry, you won't have to fill this receiver's details next time. They will get saved on Money2World.

Receiver's bank country

India

Currency

USD

Receiver's full name

VIEWTRADE INTERNATIONAL IFSC PRIVATE LIM

Nick name

VTIF

SWIFT code ⓘ

RATNINB2XXX

Bank name

RBL BANK LTD

Bank name

RBL BANK LTD

Bank address

GIFT CITY

Bank country

India

Account number

.....

Re-enter Account number

409002329483

[Have Intermediary Bank Details?](#)

NEXT

Step 7: Add “the intermediary bank” details

Note: This step to add intermediary bank details is mandatory

RBL BANK LTD

Bank address

GIFT CITY

Bank country

India

Account number

.....

Info

Do you wish to provide Intermediary Bank Details?

Yes NO

Share intermediary bank details

Please enter your intermediary bank details.

Intermediary bank SWIFT code

PNBPUS3NNYC

Intermediary bank name

Wells Fargo Bank

Intermediary bank address

New York, United States

Intermediary bank country

United States of America

NEXT

Step 8: Add “receiver’s” address and click to next

← Share receiver’s address

Country

India

State

Gujarat



City

Gandhinagar



Address

7TH FLOOR, HIRANANDANI SIGNATURE BUILDING

Zip code ⓘ

382050

NEXT

Step 9: Enter the “OTP” sent to your registered mobile number to confirm the new receiver:


← Confirm addition of new receiver

Please enter the 6 digit verification code received on your registered mobile number (XXXXXXXX74 to confirm addition of **VIEWTRADE INTERNATIONAL IFSC PRIVATE LIMITED** as a receiver.


Didn't receive the code? [01:55](#) [Get code on call](#)

NEXT

Step 10: Now the receiver has been added **“Successfully”**, click to send money



Step 11: Select “India” as the destination, “enter the amount”, and click 'Next'.



Step 1/4

Amount

Purpose


Receiver

Payment

←

How much do you wish to send?

Destination

 India

▼

You wish to send

Max. 50,000.00 USD

100

USD

▼

↑↓ 1 USD = 86.85 INR

You need to pay

May vary depending on source of funds

9,615.00

INR

8.685.00 INR

750.00 INR

135.00 INR

45.00 INR

0 INR

You wish to send

Remittance service charge

GST on charges

GST on currency conversion

TCS (TCS will be calculated based on purpose and source of funds)

Promo codes

Apply Code

>

I authorize ICICI Bank and its representatives to call or SMS me with reference to this transaction

NEXT

Step 12: Select '**Other**' as the purpose and click '**Next**' to add the details.

ICICI Bank Money2World

✕

Step 2/4

✓ Amount
USD 100

○ Purpose

● Receiver

● Payment

←

What is the purpose of this money transfer into IFSC GIFT City, Gandhinagar, India?

×

📖

Studies Abroad

All expenses related to education abroad like examination fees, GIC payment [and more.](#)

👤

Maintenance of relatives

All expenses for maintenance of your family members and closed relatives abroad [and more.](#)

📁

Gifting

Money sent as a gift to Family & Friends abroad.

💼

Transfer to own account

Deposit money in your own Bank account abroad.

🏠

Others

All other expenses such as immigration, donation, investment etc. [and more.](#)

NEXT

ICICI Bank Money2World

Step 2/4

✓ Amount
USD 100

○ Purpose

● Receiver

● Payment

←

Could you tell us more about your purpose?

Please choose your specific purpose

Investment in Equity/ Mutual Fund/ Venture ... ▾

Please choose your specific sub purpose

Investment in Equity Shares ▾

NEXT

Step 13: Post selecting your investment purpose, click “**Confirm**”

The screenshot displays the ICICI Bank Money2World interface. On the left, a vertical progress bar indicates the steps: Amount (USD 100), Purpose (selected), Receiver, and Payment. The main area is titled "Could you tell us more about your purpose?" and contains two dropdown menus. The first dropdown is labeled "Please choose your specific purpose" and has "Investment in Equity/ Mutual Fund/ Venture Capital" selected. The second dropdown is labeled "Please choose your specific sub purpose" and has "Investment in Equity Shares" selected. A "NEXT" button is visible below the second dropdown. A modal dialog box is open in the center, titled "Confirm on IFSC GIFT City transfer". It contains the text: "This payment will be transferred to IFSC GIFT City in Gandhinagar, Gujarat, India. Would you like to confirm and proceed with the transaction?". Below the text is an illustration of a person standing next to a city skyline with a money bag. At the bottom of the modal are two buttons: "CONFIRM" (orange) and "Cancel" (text link).

ICICI Bank Money2World

Step 2/4

Amount
USD 100

Purpose

Receiver

Payment

← Could you tell us more about your purpose? ×

Please choose your specific purpose

Investment in Equity/ Mutual Fund/ Venture Capital

Please choose your specific sub purpose

Investment in Equity Shares

NEXT

Confirm on IFSC GIFT City transfer ×

This payment will be transferred to IFSC GIFT City in Gandhinagar, Gujarat, India.
Would you like to confirm and proceed with the transaction?

CONFIRM Cancel

Step 14: Select “Receiver” and click next

ICICI Bank Money2World

Step 3/5

✓ Amount
USD 100

✓ Purpose
Investment in Equity/ Mutual Fund/ Venture Capital

○ Receiver

Additional details

Payment

← Who would you be sending this money to? ×

VTIF

VTI

NEXT

[Add new Receiver](#)

Step 15: Click “Yes” to add further credits. (Additional detail filled add your trading account no.)

ICICI Bank Money2World

Step 4/5

✓ Amount
USD 100

✓ Purpose
Investment in Equity/ Mutual Fund/ Venture Capital

✓ Receiver
VTIF

○ Additional details

Payment

← Where will this money ultimately be transferred to? ×

Do you wish to add further credit to details ?

☒ Yes

☐ No

NEXT

Step 16: Select the listed company and the exchange as India International Exchange IFSC, then choose your preferred Investment type.

ICICI Bank Money2World

Step 4/5

← Tell us more about your investment

This information is required for a smooth and fast transaction

Amount
USD 100

Purpose
Investment in Equity Mutual Fund/Venture Capital

Receiver
VTIF

Additional details

Type of Company

☒ Listed Company

☐ Unlisted Company

Name of Stock Exchange (if investment in listed company)

India International Exchange IFSC Limited &... ▾

What is your investment type in IEU Gilt City?

☒ Portfolio Investment

☐ Overseas Direct Investment, ODI

☐ Others

NEXT

Step 17: Specify the source of funds and click 'Next'

ICICI Bank Money2World

Step 5/5

← Please specify the source of your money

Important Note

TCS (Tax collected at source) of 20% would be applied to all international remittances over a threshold of Rs 7 lakh made within a fiscal year. [Know more.](#)

Amount to be sent : INR 8,685 (excluding GST and charges and Tax)

Source of Money ⓘ Amount

Savings ▾ 8,685

☒ I hereby confirm that ICICI Bank reserves the right to deduct any additional amount or tax collected at source (TCS) due from me, from my account.

☒ I hereby confirm that the funds are my own. I accept and agree to the [Terms and Conditions](#) and [Financial Limits and Declarations](#).

☒ I hereby confirm that the beneficiary is not resident indian .

☒ I/We hereby agree and acknowledge [Read more](#)

NEXT

Step 18: Review the details and click “Continue to Payment”

ICICI Bank Money2World

Step 5/5

Amount

USD 100

Purpose

Investment in Equity/ Mutual Fund/ Venture Capital

Receiver

VTIF

Additional details

Portfolio Investment

Payment

Please specify details

Important Note

TCS (Tax collected at source) on international remittances within a fiscal year, K...

Amount to be sent : INR

Source of Money ⓘ

Savings

☒ I hereby confirm that I am sending an additional amount or from my account.

☒ I hereby confirm that I agree to the Terms and Conditions.

☒ I hereby confirm that I agree to the Terms and Conditions.

☒ I/We hereby agree and authorize the bank to debit my account.

NEXT

Payment Confirmation

Please keep your debit card linked to the account handy for completing the transaction.

Account used

XXXXXXXX

You need to pay

INR 9,615.00

You are sending

USD 100.00

Purpose

Investment in Equity/ Mutual Fund/ Venture Capital

To

VTIF , India

Should be received by *

26 December 2024

Payment breakup

You wish to send

INR 8685.00

Charges and taxes

+ INR 930.00

Processing

930.00

Remittance service charge

750.00

GST on charges

135.00

GST on currency conversion

45.00

TCS

0.00

You need to pay

INR 9,615.00

Note: Intermediary Banks/Beneficiary bank may levy a charge on such transfers depending on the destination country and prevailing practice there. Should arrive by is subject to scrutiny and no further details required to process the transaction.

CONTINUE TO PAYMENT

Step 19: Enter your “card details” and click next to complete the payment and proceed with **OTP authentication**.

“Fund transfer process is completed”